



Thank you for your purchase of Vanguard Furniture.

VANGUARD®
FURNITURE


HH07 Desk

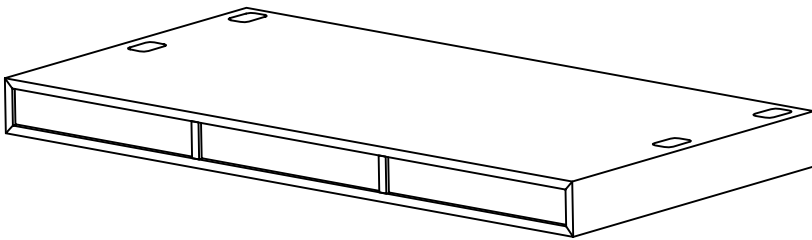


Assembly Instructions

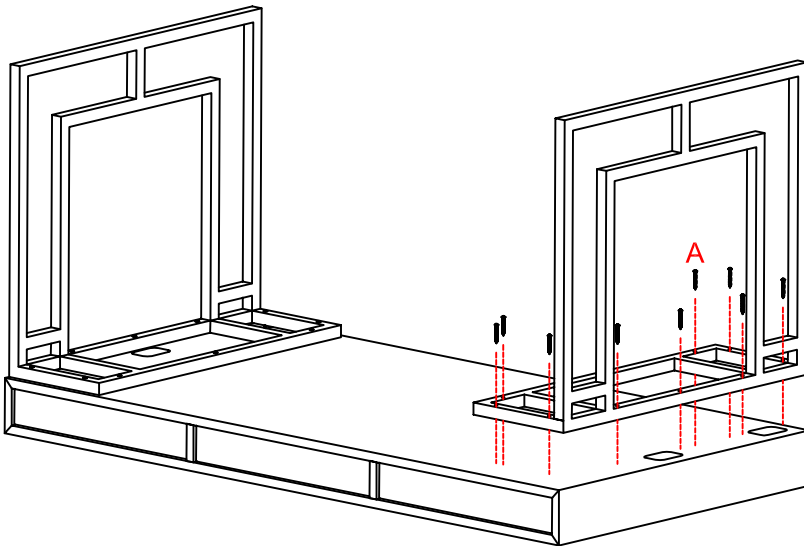
Two Person Assembly Required

HARDWARE PACKAGE

NO.		DESCRIPTION	Q'TY
A		Wood Screw #8 x 1-1/2"	20



- 1) Lay the Drawer Box Assembly upside down on a soft surface, such as a blanket or carpet.



- 2) Align one Metal Fret End with the Drawer Box Assembly so they are flush on the end and 1/2" from the front and back edge of the Drawer Box Assembly. Using the provided Wood Screws (A), attach the Metal Fret End (10 places). Repeat Step 2 to attach the other Metal Fret End.

- 2) Carefully flip the assembled Desk back to the upright position.

